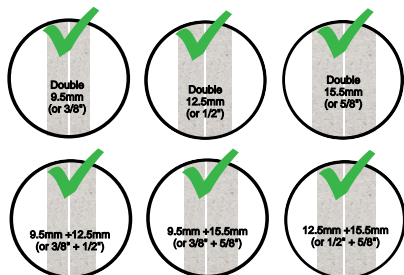


Magic Self-drilling Toggle



Patent screw

CODE: ZXLM5*

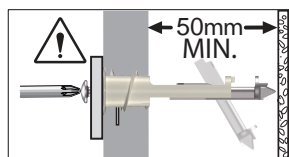
*ZXLM5 is a Magic Toggle designed by JMTM for a renowned UK client and manufactured by SUZHOU LITTO FASTENER, with all molds rights belonging to this British company.




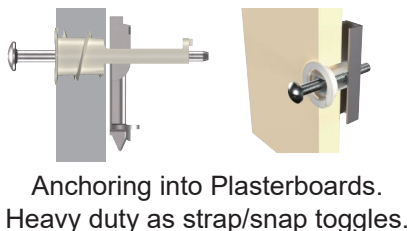
★ Specially designed for double layer plasterboards, with a thickness of **20-31mm.**



Strong screw head



Requires only a 50mm clearance behind drywall.



More contact area with plasterboard, less damage to plasterboard.

Please follow the steps below to install

1

2

3

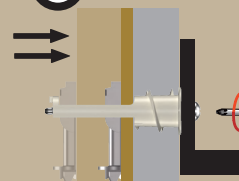
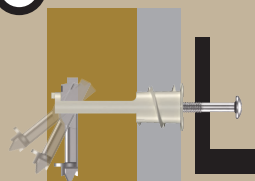
4



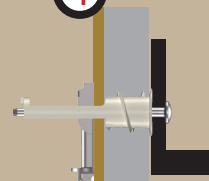
★ 100% installation success



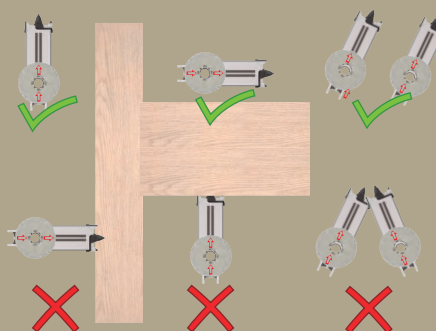
Press the ZXLM5's metal tip 1-1.5 mm into the plasterboard surface using a screwdriver.



Driving the screw forward and tightening it.



Applications



The arrows on the ZXLM5's white head indicate the metal part's direction behind the gypsum board. Align the arrow parallel to the wood strip to avoid it. For closely positioned toggles, ensure arrows are parallel. Use hand screwdrivers for fine-tuning alignment.

WARNING: Not suitable for XPS. EPS. FOAM INSULATED BOARDS.

For more information, Pls Email:

Chen Xiaojun: jmtmco@outlook.com

Ms. Paney: hongly1@anchor.com.cn

Ms. Grace: sales.d@fastening.com.cn

JMTM Specializes in Design

All products precision-crafted by

Suzhou Litto Fastener Co., Ltd.